

Beekman Place Estates

ASSOCIATION

Instructions for Parking During Snowstorms

WHEN TO EXPECT THE SNOWPLOW CREW

Contract snowplow crews are called in when snow accumulates to three (3) inches, or at the discretion of the Beekman Maintenance Supervisor. For practical and economical purposes, snowplowing usually occurs in two stages. A first pass is made to clear the center of the road throughout the complex. If the snow fell during the night, this first plowing will be early in the morning so that people can get to work and emergency vehicles have access to the complex.

Once the center of the road is plowed, the crew will return, most likely after the storm is over, and clear the parking areas. First, they will concentrate on clearing designated parking areas throughout the complex, so that people have a clean place to pull their cars into when they're asked to move them. The plow crew will then clear the assigned parking areas in front of each building.

DO NOT MOVE YOUR CAR UNTIL TOLD!

For more efficient clearing, we ask that you ***do not*** move your car(s) until told to do so by the maintenance crew. This is especially important for people living in buildings 17 and 18, opposite the swimming pool (see map).

Once you've been notified, drive your car(s) to the most convenient cleared out area. Once the plows have finished clearing your own parking area, move your car(s) back to your assigned spaces.

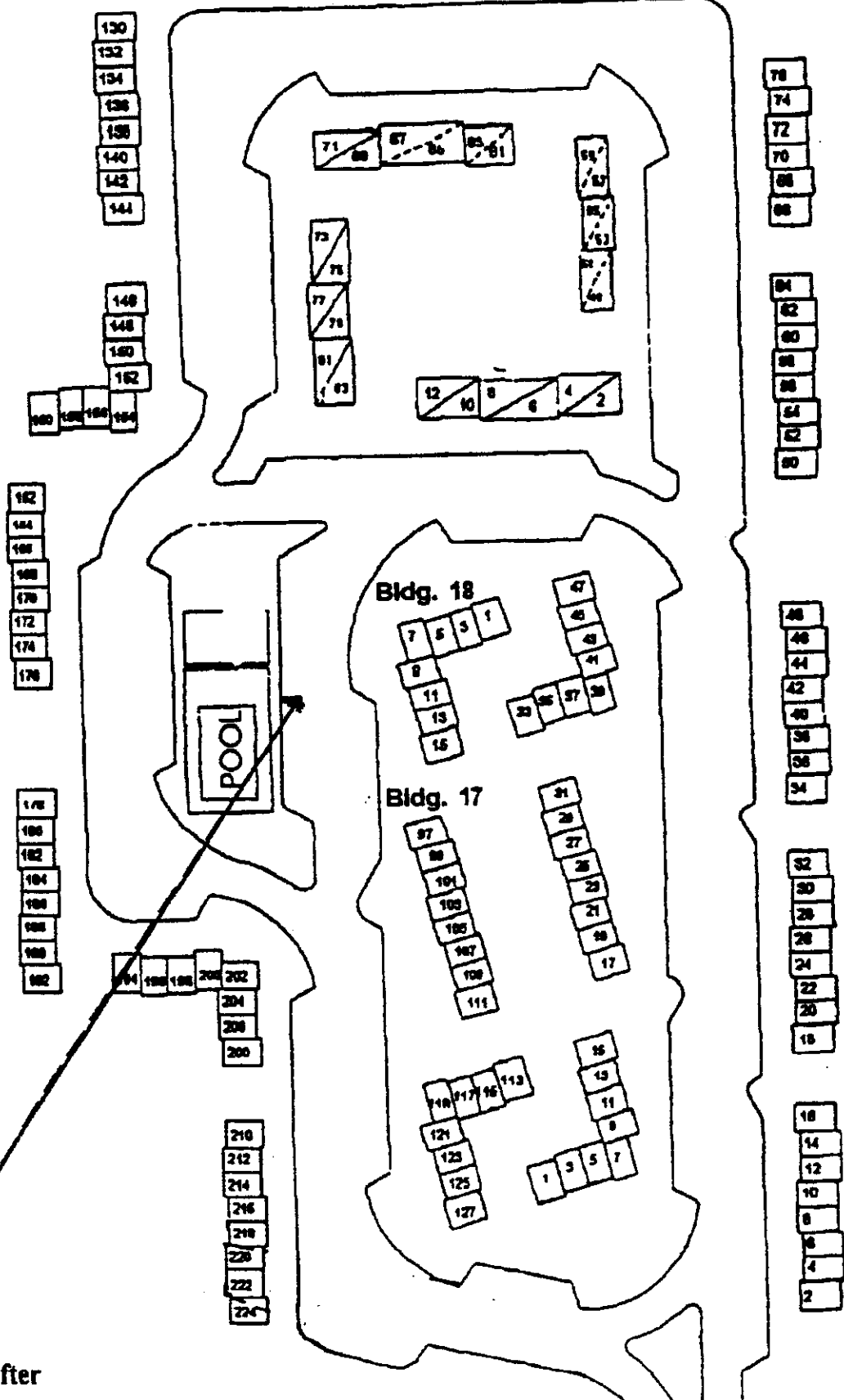
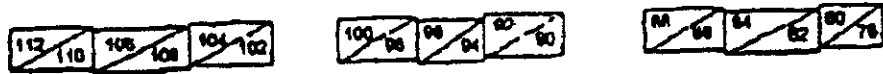
The map show the location of the areas that are generally cleaned out first, once a snowstorm has ended.

AVOID EXTRA COST

The Association pays for contract snowplow crews by the hour:the longer it takes them to clear our complex, the more the cost to all of us. Owners who fail to move their cars when asked cause delays and added plowing costs.

Owners who fail to move their cars when requested may be billed for the added expense caused by the delay in plowing their area. The Maintenance Supervisor may also be forced to tow unattended vehicles at the owner's expense.

If you are unable to move your car, or plan to be away for a period of of time, it is suggested that you leave a spare set of car keys with a neighbor who has agreed to move your car during snow cleanup.



This area is cleared **FIRST** after each snowstorm.

Front of complex

Do **NOT** park here during a snowstorm as Mark plows this area at **5:00 AM**.

SNOW & ICE REMOVAL ON SIDEWALKS & UNIT STAIRS

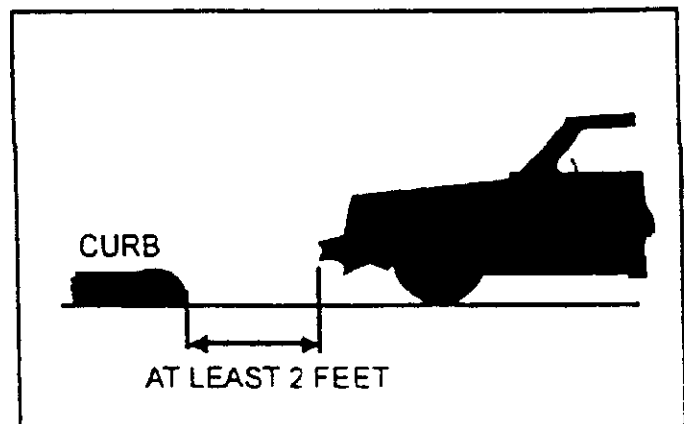
Beekman grounds crews will be out to clear snow from sidewalks and individual unit stairs as early as practical.; Generally, the sidewalks, both common areas and individual walks, will be cleared with snow blowers. The crew will then clear each unit's front stairs with shovels. (Clearing patios & rear decks is the responsibility of individual unit owners.)

In the event of ice, the crew will begin to treat sidewalks and Stairs with the ice melt as soon as possible. Keep in mind that it takes time for the crew to apply the ice melt everywhere it is needed throughout the complex. It also takes time for the ice melt to work: the lower the temperature, the slower the melting process.

For your own safety, we urge you to maintain a small quantity of ice melt for personal use. If you must go out while icy conditions still exist, this will give you the option of treating your own stairs and front sidewalk. A small quantity of ice melt will be made available to residents who bring their own container to the Maintenance Shop.

LEAVE SPACE BETWEEN CAR AND CURB

To minimize the need for touch-up shoveling of individual walkways and stairs, sidewalk snow-blower crews will endeavor to blow the snow away from the buildings, toward the roadway.



If you leave at least two feet between your car and the curb, the snow can be blown under your vehicle rather than onto your vehicle.

(Fall 2006)